

SL-T1516RGBA-L160

SPEC. NO. : SZ21091201
DATE : 2021/09/12
REV. : A/0

Approved By:

Checked By:

Prepared By:

LIGHT

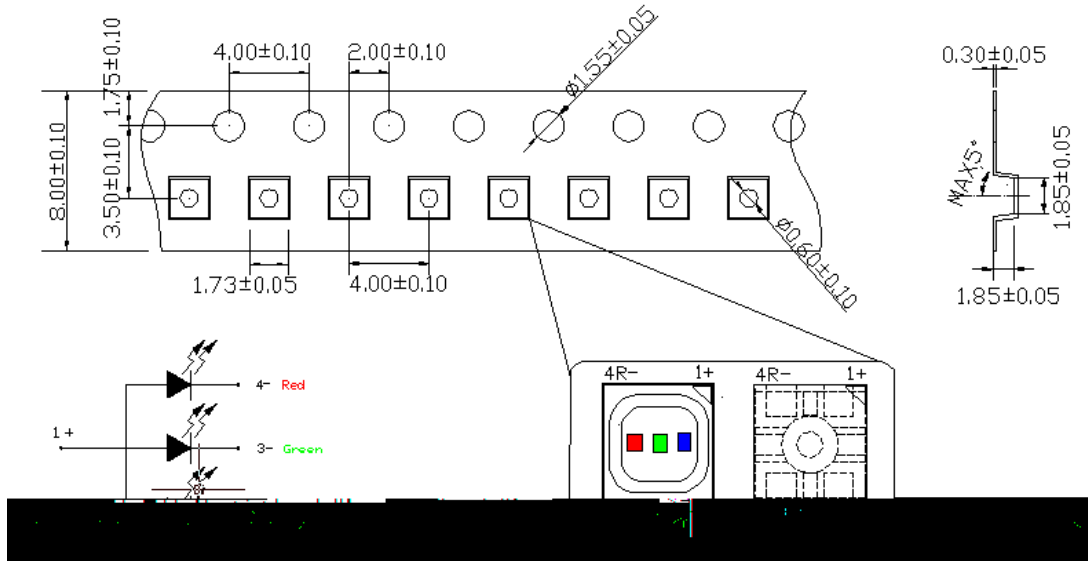
• • •

No.						
1		GB/T 4937, 11, 2. 2&2. 3	Tsol * 245 0-5	10 sec	22 pcs	0/22
2		MIL-STD-202G	130 -40 30mi n 30mi n	250Cycles	22 pcs	0/22
3		JESD22-A108D	Ta = 25 If = 20mA	1000Hrs	22 pcs	0/22
4		JEITA ED-4701 200 201	Temp: 100	1000Hrs	22 pcs	0/22
5		JEITA ED-4701 200 202	Temp: -40	1000Hrs	22 pcs	0/22
6		JEITA ED-4701 100 103	Temp: 85 RH: 85%	1000Hrs	22 pcs	0/22

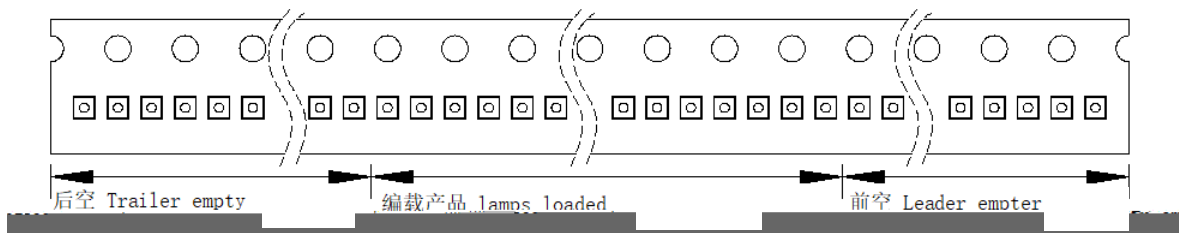
* 1 Tsol Temp

		= R 15mA	± 10%
		= G 8mA	
		= B 5mA	
			0.1 A
			0.5 A
		= R 15mA	30% I 50% LEDV LEDV
		= G 8mA	
		= B 5mA	

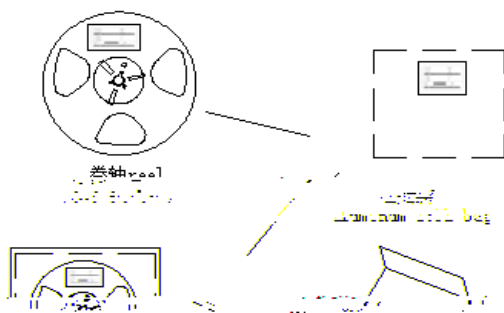
(1)



(2)



(3)



标签格式 Label Mode

LIGHT		
Light Electronics CO., LTD.		
TYPE NO.:	_____	 : 01101
QUANTITY:	_____	
BI N:	_____	
DATE CODE:	_____	
REMARKS:	_____	

Details Of Package

- 12kpcs
- Each reel 12Kpcs
- 2 24kpcs
- 2 reel for each bag(24kpcs)
- 16 192kpcs
- 16 reels for inner carton 192kpcs
- 32 384kpcs
- 32 reels for per inner carton to one master carton(384Kpcs)

外包装 master carton

1

25W

315

3

10s

SMD

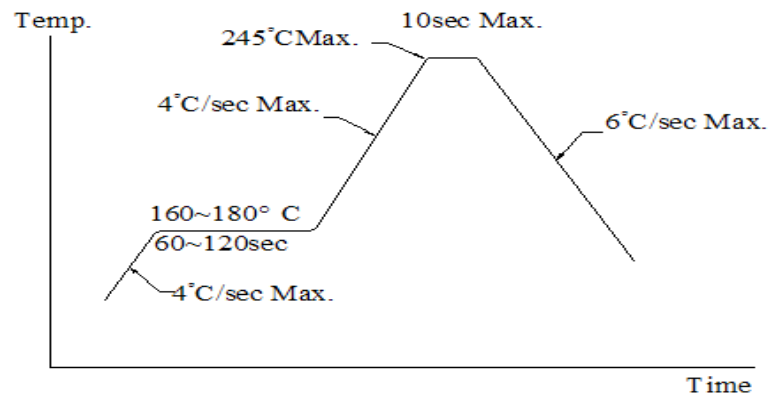
SMD LED

40

LED

2

/



1

LED

SMD

Manual

soldering by soldering iron

2

3

4

3

30
LED

3

50

30

LED

o


o

PCB

PCB

This general guideline may not apply to all PCB designs and configurations of all soldering equipment. The technique in practice is influenced by many factors, it should be specialized base on the PCB designs and configurations of the soldering equipment.

1 LED



封装部份吸收水份

焊接时因水分气化而膨胀

1.

2.

65 ± 5 ,

4.

5.

6.

OK

2

3

65 ± 5

48

3

LIGHT

6 Others

1.

LED

4.

LED

" "

5.

LED



