

Viewing Angle	2					
Peak Emission Wavelength	p	---	472	---	nm	I
Dominant Wavelength	d	465	---	473	nm	I

The dominant wavelength, d is derived from the CIE chromaticity diagram and represents the



Li g Electronics CO , LTD.

ME: _____



TY: _____


IN _____

ATE: _____

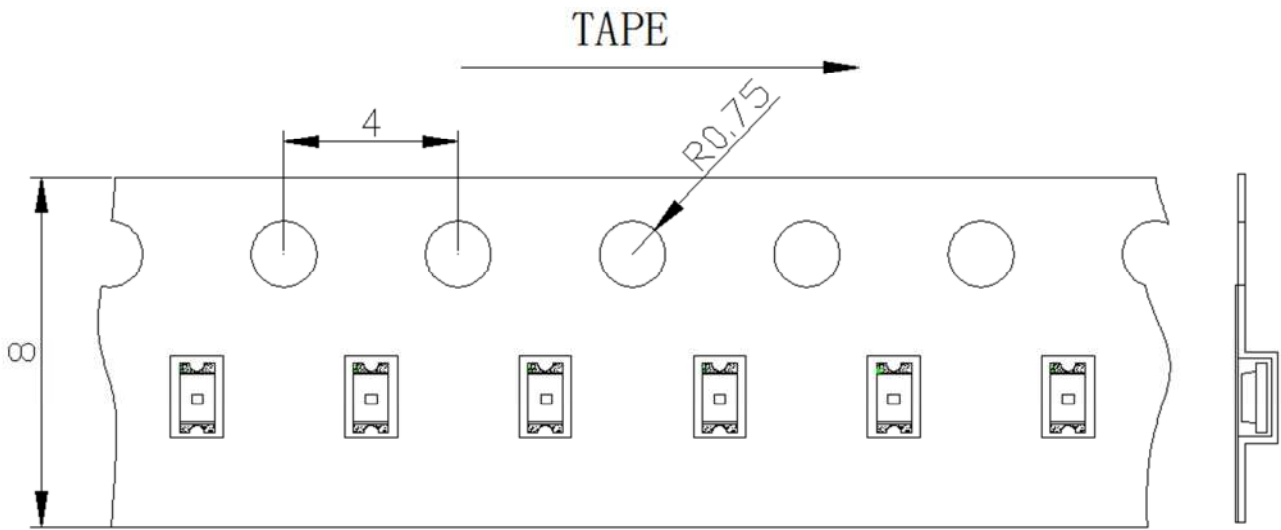
ARKS: _____

LOT NO: _____

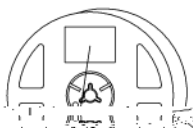




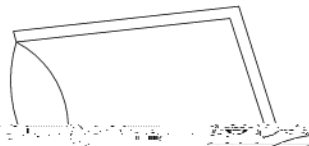

Carrier Tape Specifications (Loaded Quantity: 4000pcs/roll)



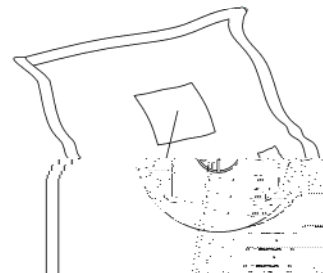

Moisture Resistant Packaging



LIGHT universal Label

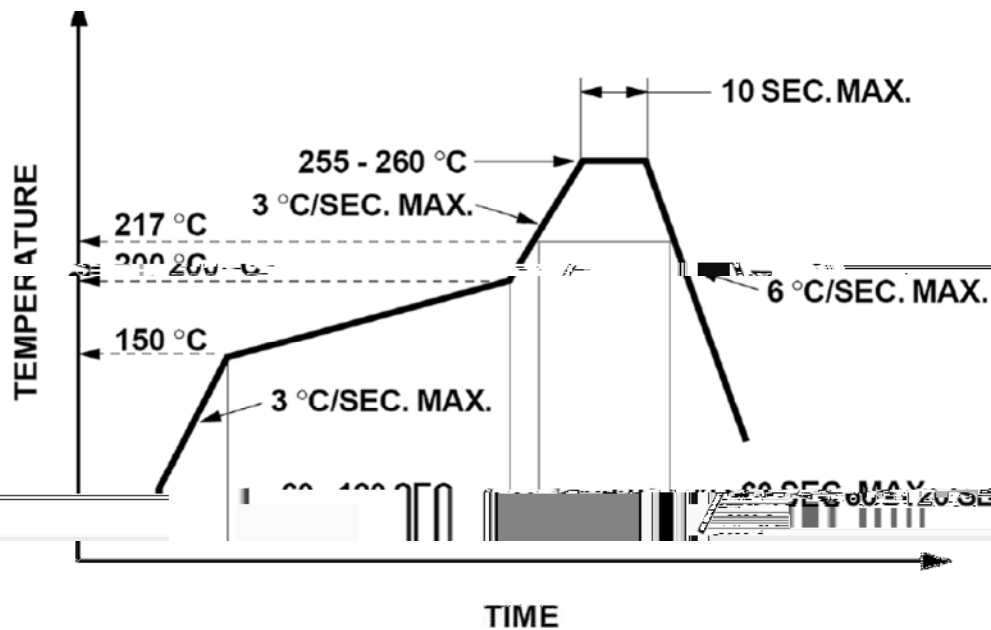


Aluminum moisture-proof bag



Customer defined Label or LIGHT universal Label

Suggest IR Reflow Condition For Lead Free



1. Reflow soldering should not be done more than two times.
2. When soldering, do not put stress on the LEDs during heating.

Soldering iron

1. When hand soldering, the temperature of the iron must less than 300 °C for 3 seconds.
2. The hand solder should be done only once.

Repairing

Repair should not be done after the LEDs have been soldered. When repairing is unavoidable, a double-head soldering iron should be used (as below figure). It should be confirmed beforehand whether the characteristics of LEDs will or will not be damaged by repairing.

