

# LIGHT




—  
—  
—

--	--	--	--




LIGH



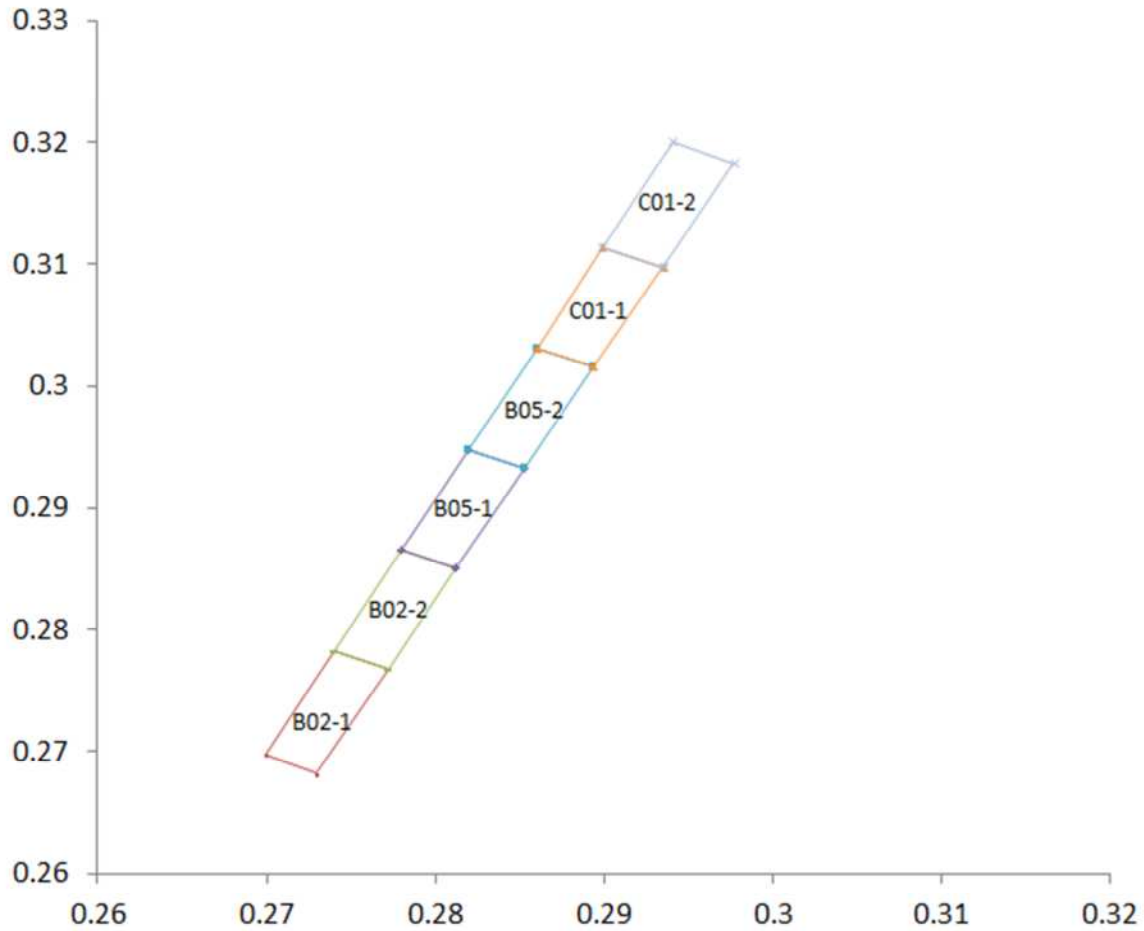
--	--	--	--

# LIGHT




--	--	--	--

## Chromaticity Coordinates (Ta=25°C, IE=20mA)



色区坐标	X1	Y1	X2	Y2	X3	Y3	X4	Y4
B02-1	0.2729	0.2682	0.2699	0.2697	0.2740	0.2783	0.2772	0.2768
B02-2	0.2772	0.2768	0.2740	0.2783	0.2780	0.2866	0.2810	0.2850
B05-1	0.2812	0.2850	0.2780	0.2866	0.2820	0.2948	0.2853	0.2932
B05-2	0.2853	0.2932	0.2820	0.2948	0.2860	0.3031	0.2894	0.3015
C01-1	0.2894	0.3015	0.2860	0.3031	0.2899	0.3114	0.2935	0.3097
C01-2	0.2935	0.3097	0.2899	0.3114	0.2941	0.3200	0.2977	0.3182



--	--	--	--

# LIGHT



**LIGHT**

Light Electronics CO., LTD.





MODEL NAME: \_\_\_\_\_

QUANTITY: \_\_\_\_\_

BIN: \_\_\_\_\_

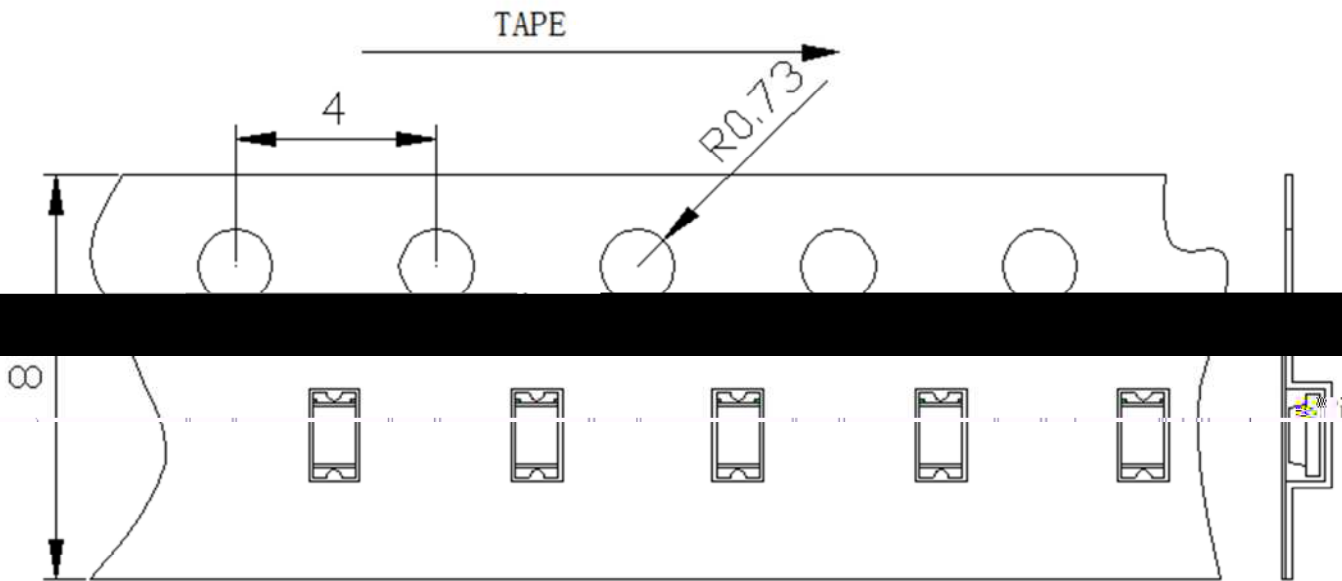
PACKING DATE: \_\_\_\_\_

REMARKS: \_\_\_\_\_




--	--	--	--

**Carrier Tape Specifications (Loaded Quantity: 1000 pcs/roll)**

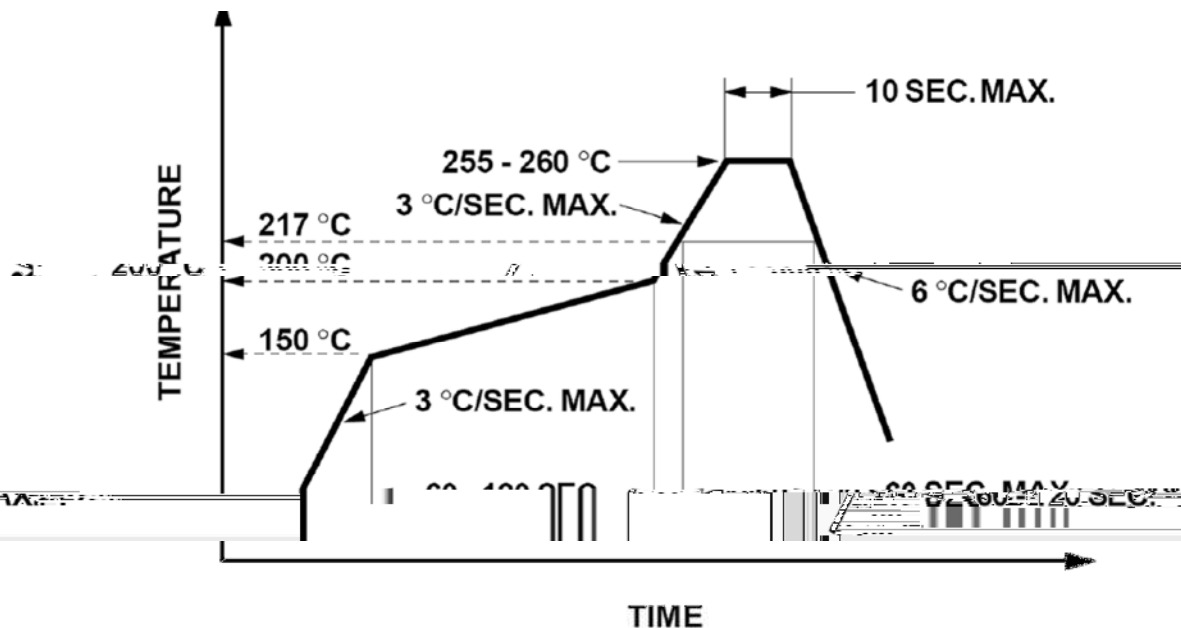


**Moisture Resistant Packaging**





## Suggest IR Reflow Condition For Lead Free



1. Reflow soldering should not be done more than two times.
2. When soldering, do not put stress on the LEDs during heating.

## Soldering iron

1. When hand soldering, the temperature of the iron must less than 300 °C for 3 seconds.
2. The hand solder should be done only once.

## Repairing

Repair should not be done after the LEDs have been soldered. When repairing is unavoidable, a double-head soldering iron should be used (as below figure). It should be confirmed beforehand whether the characteristics of LEDs will or will not be damaged by repairing.

