

Features

Package Dimension




Notes:

Electrical Optical Characteristics at Ta=25

Note:

Label Explanation

LIGHT 

Light Electronics CO., LTD.


MODEL NAME: _____

QUANTITY: _____


BIN: _____

PACKING DATE: _____

REMARKS: _____



LOT NO:
: ON

LIGHT 

Light Electronics CO., LTD.


MODEL NAME: _____

QUANTITY: _____

BIN: _____

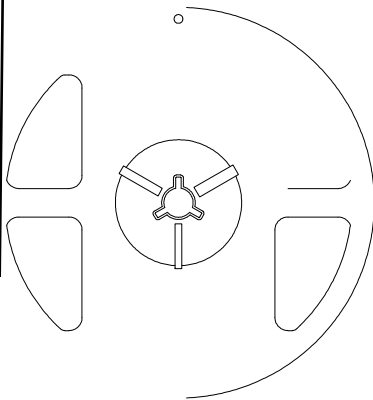
PACKING DATE: _____

CUSTOMER P/N: _____



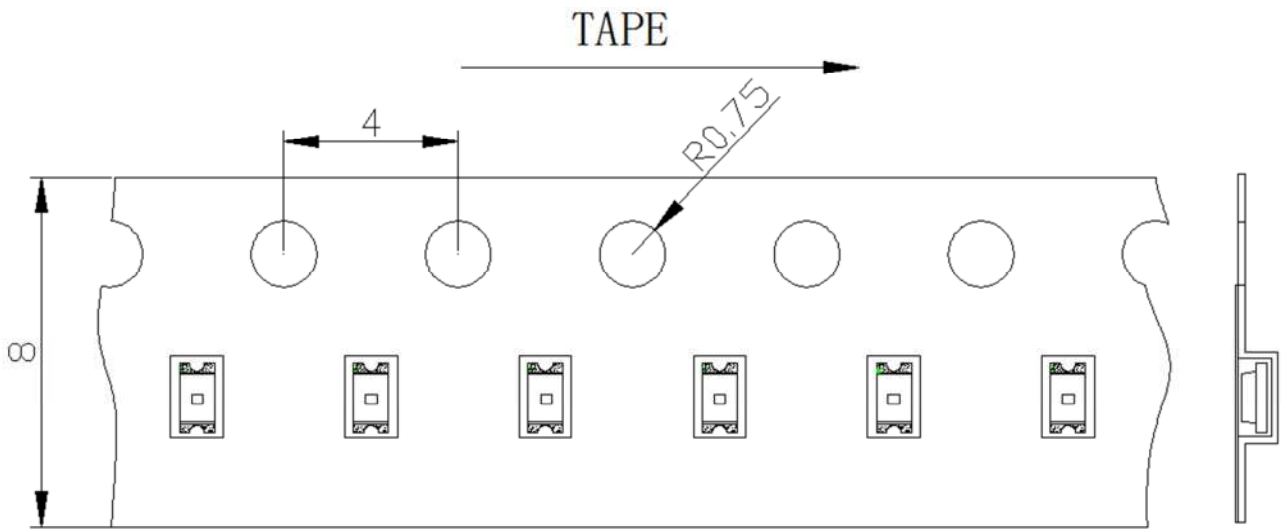
LOT NO:
: ON

Reel Dimensions

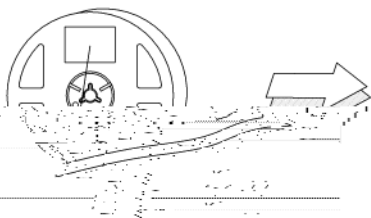


Note:

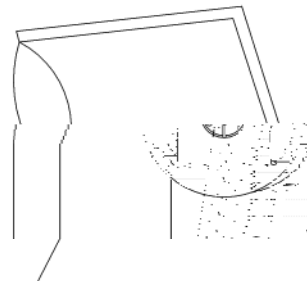
Carrier Tape Specifications (Loaded Quantity: 4000 pcs/reel)



Moisture Resistant Packaging



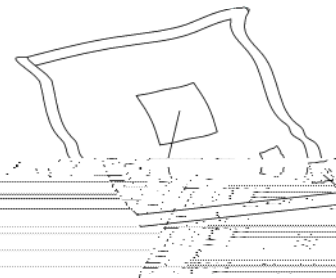
LIGHT universal Label



Aluminum moisture-proof bag

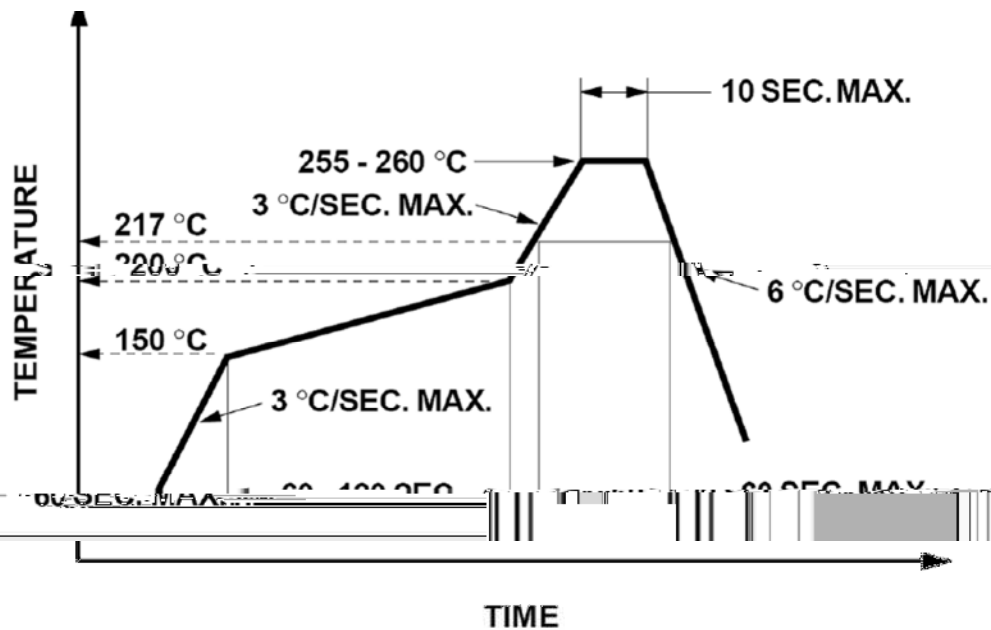


Desiccant



Customer defined Label or LIGHT universal Label

Suggest IR Reflow Condition For Lead Free



1. Reflow soldering should not be done more than two times.
2. When soldering, do not put stress on the LEDs during heating.

Soldering iron

1. When hand soldering, the temperature of the iron must less than 300 °C for 3 seconds.
2. The hand solder should be done only once.

Repairing

Repair should not be done after the LEDs have been soldered. When repairing is unavoidable, a double-head soldering iron should be used (as below figure). It should be confirmed beforehand whether the characteristics of LEDs will or will not be damaged by repairing.

